



Project Name:	
Location:	
Item:	Qty:
Model:	

BC360N & BC360NH

ICE MAKER - MODULAR



As Shown On Matching BB280N Bin
(Sold Separately)

FEATURES

ICE PRODUCTION

Air Temp	Water Temp	BC360N	BC360NH
70°F (21°C)	50°F (10°C)	373 lbs (169kg)	360lbs (163kg)
90°F (32°C)	70°F (21°C)	288 lbs (131kg)	285 lbs (129kg)

Matching BB280N Ice Storage Bin is sold separately.
Gravity Drain is required.

OPERATING REQUIREMENTS

Ambient Temp Range 45° to 99°F (7° to 37°C)
 Water Temp Range 40° to 90°F (4° to 32°C)
 Water Usage per 100lbs (45.4kg) of Ice 13.2 Gallons (60.6 L)
 Water Supply Line Connection 3/8" FPT
 Water Pressure Range
 Min PSI 15 Max PSI 80 (above 80 requires a regulator)
 Min Bar 1.0 Max Bar 5.5
 Energy Consumption kWh/100 lb (45.4 kg) of ice with
 ambient conditions of 90°F(32°C) Air /70°F(21°C) Water:
 BC360N/NH: 6.1 kWh/100 lb

FEATURES and CONSTRUCTION





Exterior Material: Corrosion resistant stainless steel & plastic
 Air Cooled Compressor
 Automatic Cleaning Cycle
 Hinged panel for easy service
 New user-friendly controls
 Screen displays ice maker status
 Power for unit also illuminates LED light in storage bin (bin sold separately)
 Comes with a NEMA 5-15 Cord Set
 * Water Filter Recommended to provide a higher quality ice cube

FEATURES

This modular ice maker produces up to 373 pounds of ice per day (under the right conditions). Stainless steel and plastic exterior construction provides durability to a unit that is low-maintenance and easy to clean. Vertical evaporator and proven ice making technology assures years of reliable ice production. These models can be stacked for even more ice production, if needed, at time of purchase or in the future. Comes with hinged front panel that swings open for easy servicing. New Solid state controls display ice maker status and alerts when the machine requires servicing.

These Modular Ice Makers are made to mate with the matching BB280N 22" wide ice storage bin.

Berg's continuing commitment to quality products may mean a change in specification or pricing without notice.

   	Specifications subject to change without notice.
	Approvals: ANSI-NSF 12, ANSI UL 563, DOE2018 Compliant

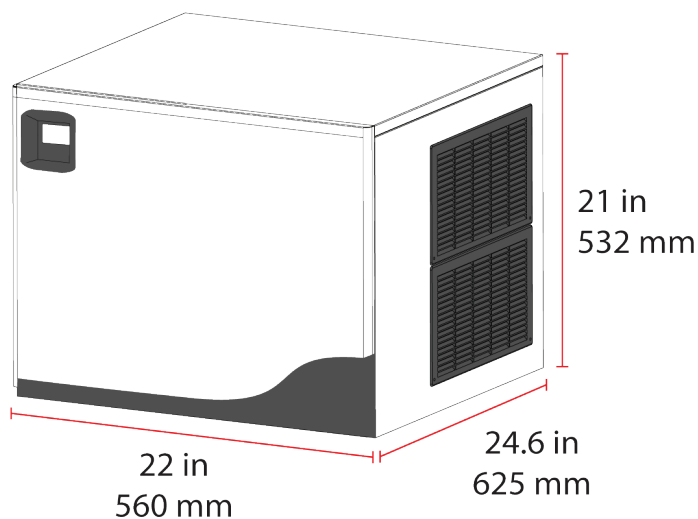
BC360N & BC360NH



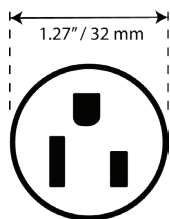
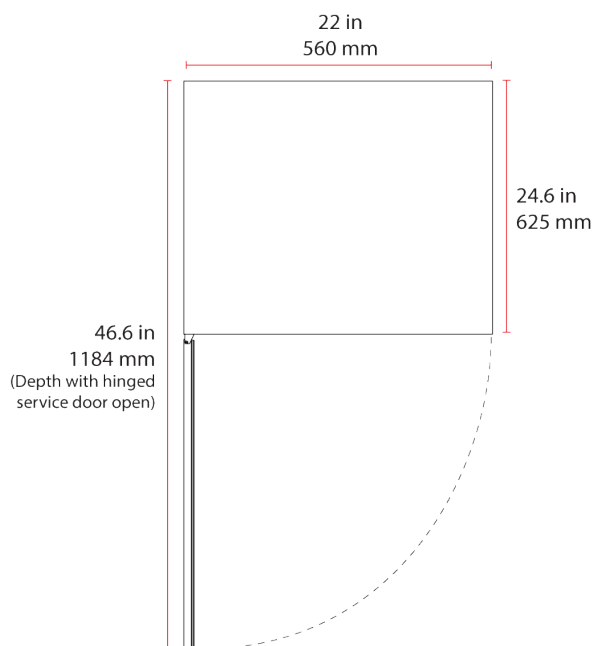
BC360N & BC360NH

ICE MAKER - MODULAR

BC360N & BC360NH



Top View



NEMA 5-15P

REFRIGERANT
CFC & HCFC free R-404A

ELECTRIC SERVICE
MIM360N/NH
120V/60Hz/1 Ph (NEMA 5-15P)



BC360N Ice Size: Full Slab
Inches: 7/8 x 7/8 x 7/8
mm: 22 x 23 x 22



BC360NH Ice Size: Half Slab
Inches: 7/8 x 7/8 x 3/8
mm: 22 x 23 x 10

Model	Dim (W"xD"xH")	Ice Type	Production Capacity	Avg. Amp Draw	Ice Size (W"xD"xH")	Shipping Weight	Water Consumption (gal/100lb ice)
BC360N	22 x 24 x 21 560 x 625 x 532 mm	Full Slab	373 lb/169 kg PER DAY	6.4	7/8 x 7/8 x 7/8 22 x 23 x 22 mm	111.5 lb 50.5 kg	13.12
BC360NH	22 x 24 x 21 560 x 625 x 532 mm	Half Slab	360 lb/163 kg PER DAY	6.4	7/8 x 7/8 x 3/8 22 x 23 x 10 mm	111.5 lb 50.5 kg	13.12