



| | |
|---------------|------|
| Project Name: | |
| Location: | |
| Item: | Qty: |
| Model: | |

BDG-12

ICE CREAM DIPPING CABINET



FEATURES

- Flat, tempered clear glass sliding lids
- Lid lock and keys with removable pin to keep lid unlocked
- Interior LED lights makes it easier to see selection and enhance product's appearance
- Curved tempered glass sneeze guard (assembly required)
- Molded plastic lid frame heated to prevent frost or ice build-up
- Internal condensate evaporator pan. No need for a floor drain.
- Bottom defrost drain with plug
- Heavy-duty casters, two locking
- Removable rubber bumper guards, grill side
- 6' NEMA 5-15P Cord Set Included

TEMPERATURE

- Adjustable temperature range -18°F to +10°F (-28°C to -12°C)
- Thermometer display: external, digital, easily read

CONSTRUCTION

- Exterior Material: durable, white powder coated steel
- Interior Material: Pre-coated white steel
- Tub holders: powder coated, wire
- Insulation: Thick, 2.5" foamed in-place, environmentally friendly, polyurethane
- Reliable, easily maintained cold wall system is incorporated

Ice cream dipping cabinets offer an attractive way to display or serve ice cream product. Perfect for ice cream parlors, sorbet shops, restaurants, and concession stands. These cabinets can hold hand-dipped ice cream or novelties. The glass top allows customers to easily view your offerings. Heat-reflective glass ensures a consistent temperature, keeping cold desserts at the perfect consistency.

Berg's continuing commitment to quality products may mean a change in specification or pricing without notice.



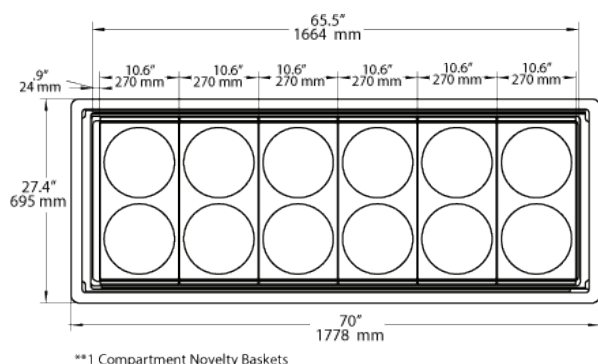
Specifications subject to change without notice.

Approvals: ANSI-UL 471 and ANSI-NSF-7 Approved. DOE 2017 Compliant,

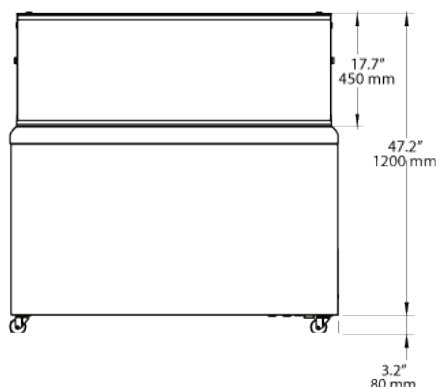


BDG-12

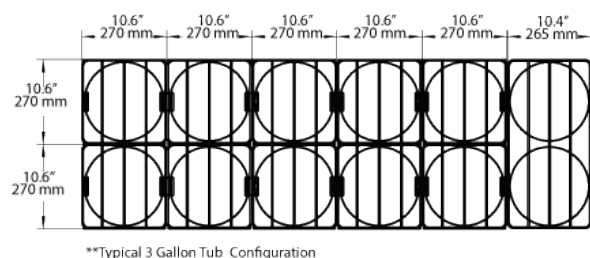
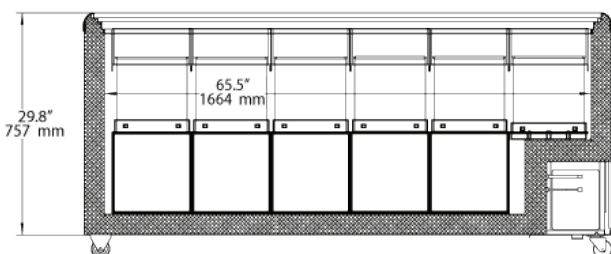
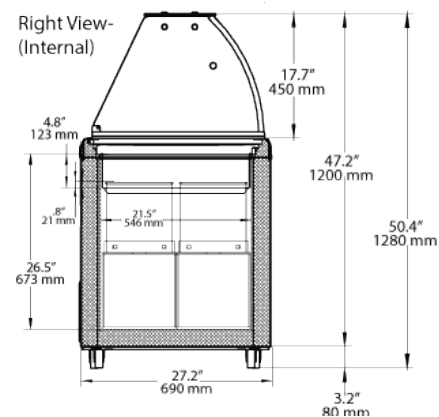
ICE CREAM DIPPING CABINET



Front View



Right View-
(Internal)



| MODEL: | BDG-12 |
|-----------------------------------|--------------------------|
| Hanging Tub Holders with Skirt | 6 |
| Tubs Exposed for Scooping | 12 |
| Back Up Tub Storage Area | 10 Tubs |
| In: External Dimensions W x D x H | 70" x 27.2" x 50.4" |
| mm: External Dimensions W x D x H | 1778mm x 691mm x 1280mm |
| In: Internal Dimensions W x D x H | 65.5" x 21.5" x 26.5" |
| mm: Internal Dimensions W x D x H | 1663.7mm x 546mm x 673mm |
| Gross Cubic Feet | 20 |
| Net Cubic Feet | 16 |
| Amps | 6.5 |
| Compressor H/P | 2/3 |
| Refrigerant | R134a |
| Unit Weight | 287 lb / 130 kg |
| Shipping Weight | 320 lb / 145 kg |
| In: Shipping Dimensions W x D x H | 73" x 31.2" x 45.6" |
| mm: Shipping Dimensions W x D x H | 1854 x 793 x 1158 |
| CBM | 1.70 |

ACCESSORIES

INCLUDED

