



Top Mount Reach-in Freezers

One, Two and Three Door Reach-ins

Service / Warranty: 888-828-5535




MODELS: BERT1F
BERT2F
BERT3F

FEATURES:

- ☑ Top Mount Compressor with environmentally Friendly R290 refrigerant
- ☑ Stainless Steel Exterior & Interior
- ☑ Dixell Digital Controller
- ☑ Maintains temperatures between -8°F – 0°F
- ☑ LED interior light (s)
- ☑ Recessed Door Handle(s)
- ☑ Door locks(s) standard
- ☑ Magnetic door gasket(s) standard for positive door seal
- ☑ Pre-Installed casters
- ☑ Three (3) Pre-Installed shelves per section
- ☑ Down Duct Refrigeration to Ensure even distribution of air

DIMENSIONS:

	Width	Depth	Height	Weight
BERT1F	28 ^{7/10}	× 31 ^{7/10}	× 81 ^{3/10}	269
BERT2F	51 ^{7/10}	× 31 ^{7/10}	× 81 ^{3/10}	403
BERT3F	77 ^{4/5}	× 31 ^{7/10}	× 81 ^{3/10}	569



• 2 YEAR PARTS AND LABOR WARRANTY • 5 YEAR COMPRESSOR PART WARRANTY

MD. 02/16/2023



Top Mount Reach-in Freezers

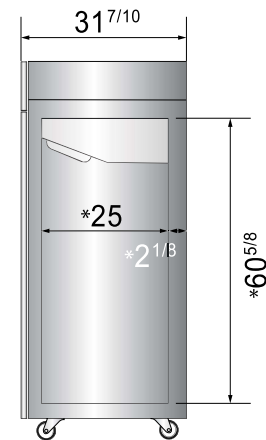
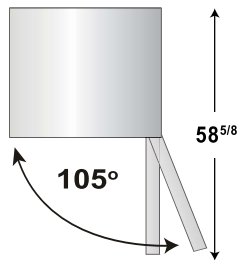
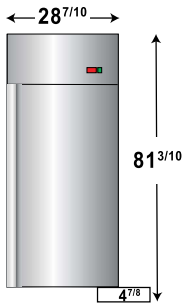
One, Two and Three Door Reach-ins

Service / Warranty: 888-828-5535

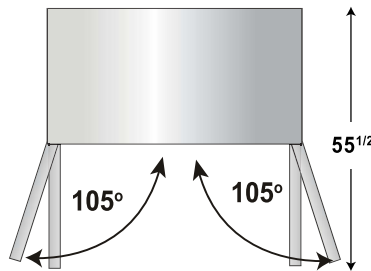
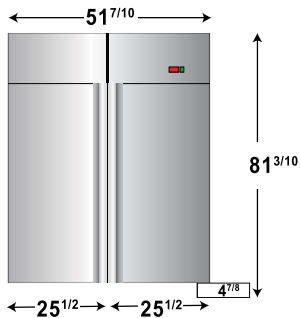
SPECIFICATIONS

Model	Doors	Cu.Ft	Shelves	Exterior Dimensions (WxDxH)	Casters	Weight (LBS)	HP	Voltage	Amps	Refrigerant
BERT1F	1	21.4	3	28 ^{7/10} x 31 ^{7/10} x 81 ^{3/10}	4 inch	269 lbs	1/2	115/60/1	6.3	R290
BERT2F	2	43.2	6	51 ^{7/10} x 31 ^{7/10} x 81 ^{3/10}	4 inch	403 lbs	3/4	115/60/1	8.6	R290
BERT3F	3	64.9	9	77 ^{4/5} x 31 ^{7/10} x 81 ^{3/10}	4 inch	569 lbs	1	208-230/115/60/1	6.2	R290

LINE DRAWINGS



*Interior Dimensions



Temperature Control



Epoxy Shelves



Door Lock



Casters

